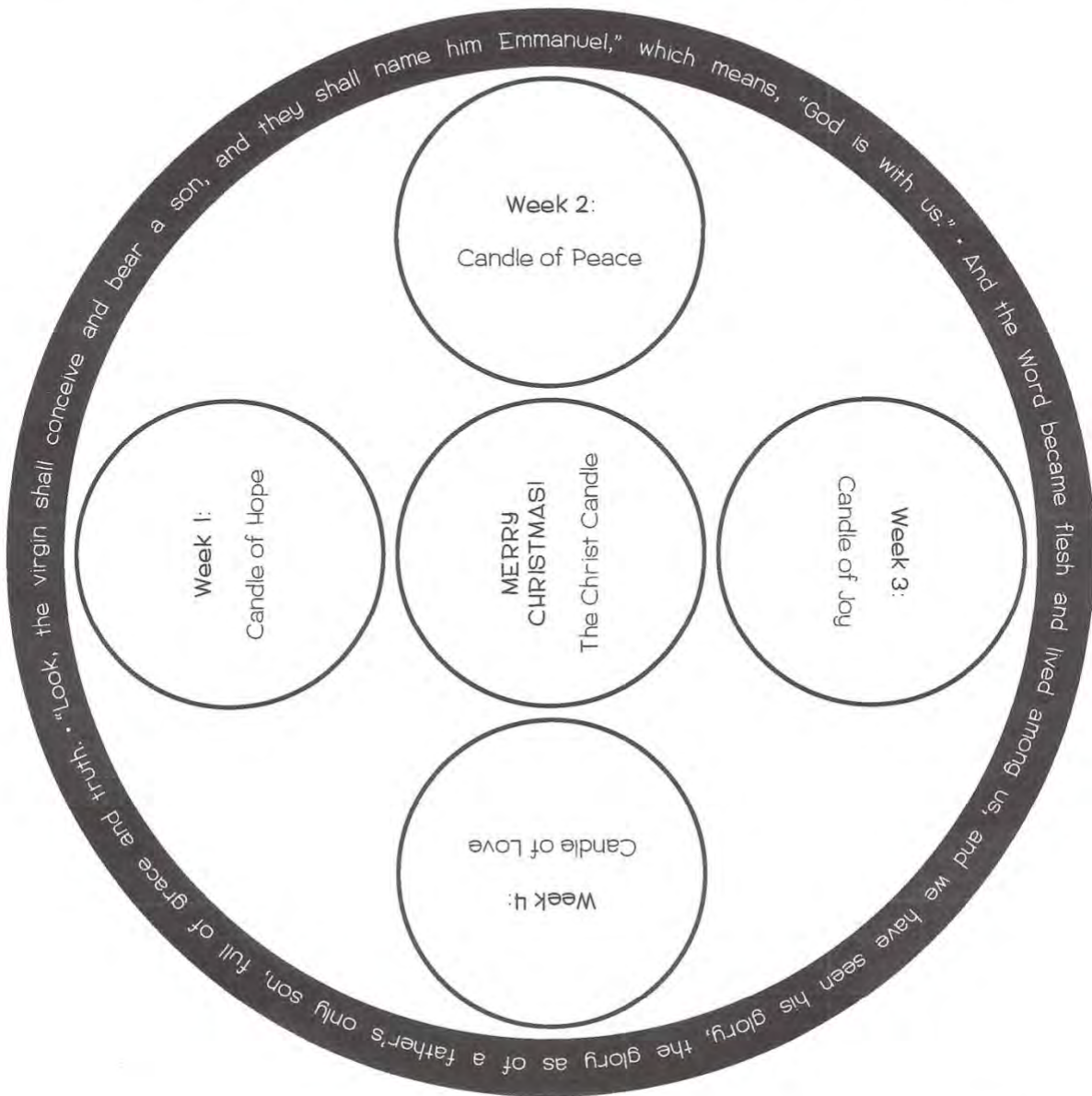




ILLUSTRATED ADVENT WREATH


The tradition of what we know as our modern Advent Wreath began in 18th century Germany in the Lutheran church. It became a sign for Christians to use as they waited for the celebration of Christ's Birth. The evergreen wreath is a sign of God's faithfulness to God's people. Each candle is a reminder of the light of Christ. The **first candle** symbolizes the Hope we have in Christ. The **second candle** reminds us that Christ came to bring Peace. The **third candle** reveals the Joy of Christ's coming. The **fourth candle** represents the Love of God through Jesus Christ. The **center candle** is known as the Christ candle and it is lit to proclaim the birth of Jesus.




© 2018 Illustrated Children's Ministry, LLC. All Rights Reserved. May be reproduced for congregational and personal use only, provided each copy carries this notice. illustratedchildrensministry.com








This section goes UNDER the colored portion of your candle.
You can either put apply some glue here or a few small rolls of tape. If you don't mind some tape being visible, simply roll this section under the colored portion of your candle, and apply a piece of tape to the outside of the candle.

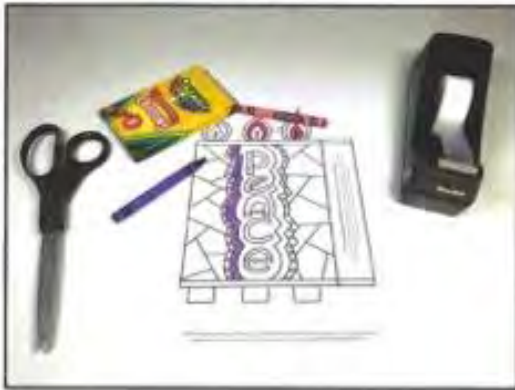




This section goes UNDER the colored portion of your candle.

You can either put apply some glue here or a few small rolls of tape. If you don't mind some tape being visible, simply roll this section under the colored portion of your candle, and apply a piece of tape to the outside of the candle.

Step 1



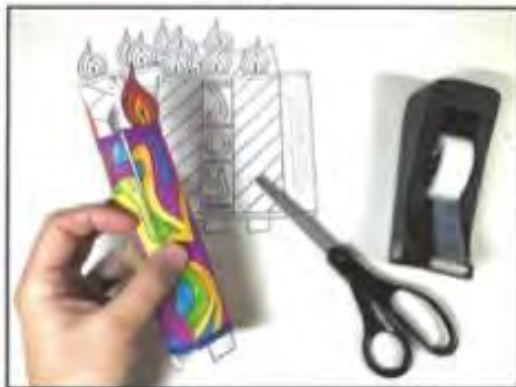
Step 2



Step 3



Step 3



Step 4



Step 5

